

## Level 2 Permit Application Procedures Specific to the Interstate Movement of *Helicoverpa zea* Commonly Known as the Corn Earworm

By Dr. John Nilz

### Introduction

The USDA provides corn earworms for educational purposes through Texas A&M under the direction of Dr. Craig Wilson. Teachers can obtain the worms free of charge and allow their students to observe the metamorphosis from larva to adult. The program is supported with an educational website containing printable resources at:

<http://www.hsi.usda.gov/CornEarWorm/>

Due to the larva's destructive nature to local agriculture crops, APHIS has placed this specimen on the Level 2 plant pest list. Teachers outside of Texas must obtain a Plant Protection and Quarantine Permit (PPQ) number 526 at Level 2 clearance in order to receive and maintain the worms. The following is a guide through this process.

### Step 1 USDA/APHIS Registration

Permits can be obtained electronically through the USDA's web based eAuthentication system located at <http://www.aphis.usda.gov/permits/>. Remember to register for a Level 2 clearance. Click on the right side panel as indicated in Figure 1 by the solid arrow below:

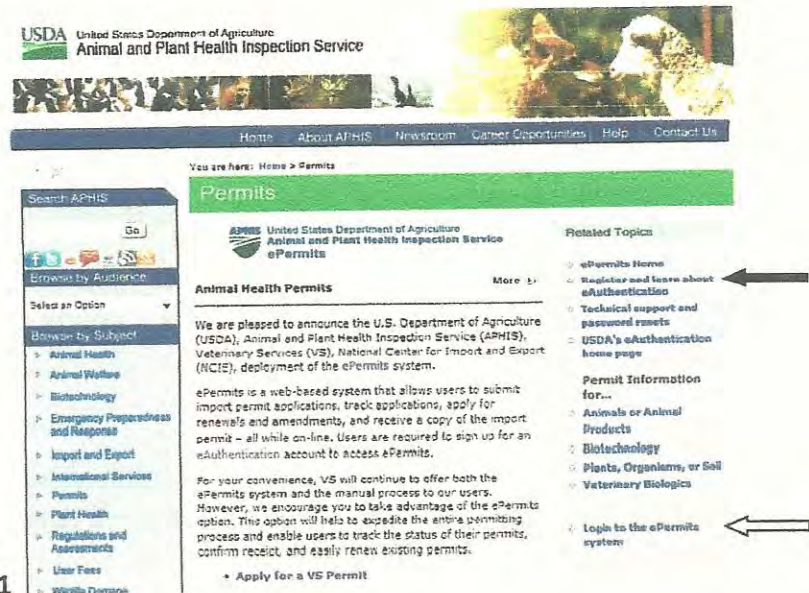


Figure 1

The ePermit webpages were recently updated and have a new look.

ePermits

### Resources

[ePermits](#)

[Employee Services](#)

[Enforcement Actions](#)

[Fruits and Vegetables Import Regulations \(FAVIR\)](#)

[Forms](#)

[Inspection Reports](#)

[Manuals and Guidelines](#)

[Laws and Regulations](#)

[Animal Product IRegs](#)

[Live Animal IRegs](#)

[Docket Instructions](#)

[Environmental Protection](#)

[Freedom of Information Act \(FOIA\)](#)

[Stakeholder Information](#)

## Register to Use ePermits

Last Modified: Apr 10, 2014



To access ePermits, **you must have a USDA eAuthentication account**. eAuthentication is a registration system that enables customers to access USDA Web applications and services via the Internet.

The USDA eAuthentication system supports different levels of authentication. ePermits requires a **Level 2 authentication** for most permit applications.

Exceptions to the Level 2 requirement are made for the APHIS Form 2005 (Application for Permit for the Research and Evaluation or Transit Shipment of Veterinary Biological Products) and also for some biotechnology epermits and notifications. Please click here for more information about **Biotechnology eAuthentication Requirements**.

[Create an eAuthentication Account to access ePermits](#)



### eAuthentication Account Restrictions:

- After 180 days with no login, your USDA eAuthentication password will expire. To use the system again, contact ATAC to unlock your password:
  - Email: [ePermits@aphis.usda.gov](mailto:ePermits@aphis.usda.gov)
  - Phone: ATAC Helpdesk: 1-866-794-2827
- After 400 days with no login, your USDA eAuthentication account will be disabled. To unlock your account, contact the eAuthentication Helpdesk:
  - Email: [eAuthHelpDesk@ftc.usda.gov](mailto:eAuthHelpDesk@ftc.usda.gov)

### Related Links

[Animal Health Permits](#)

[Plant Health Permits](#)

[Biotechnology](#)

[Vet Biologics](#)

[ePermits system](#)

[ePermits FAQs](#)

[Register for ePermits](#)

[Technical Support](#)

[Login to ePermits](#)

## Step 2 Visit local office

After completing the eAuthentication application on line, locate and visit the nearest Local Registration Authority (LRA) office. Official photo identification will be needed for validation. Within the online application process, there will be a link to finding a local office.

There is a small time lag after this verification phase before the online permit application can began.

## Step 3 Complete Application

After setting up the eAuthentication account and waiting the specified time, login at the link indicated in Figure 1 by the outlined arrow then click on Create Application as shown in Figure 2 below by the solid black arrow:

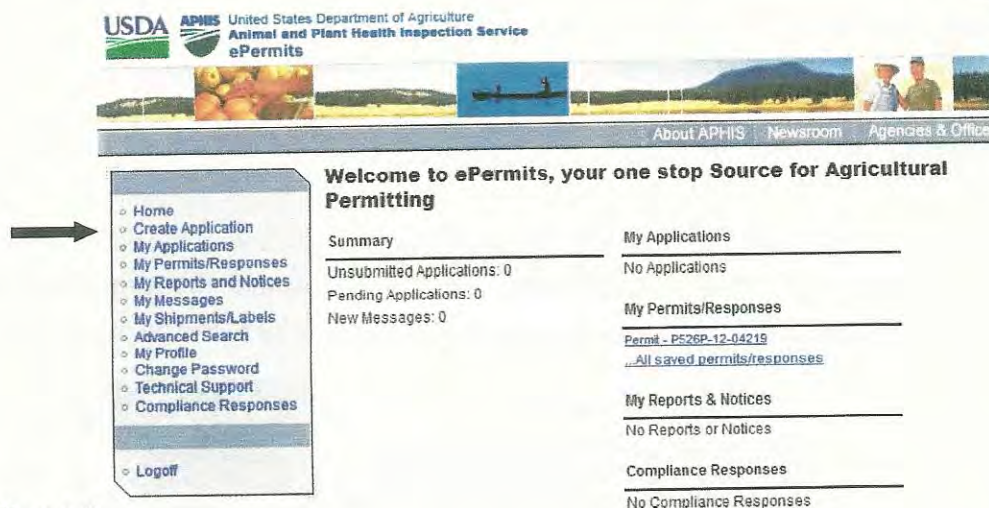


Figure 2

The process is guided with prompts and will send an email to confirm or inform of inappropriate or missing information. The local APHIS office will help you through the process.

## Step 4 Submit Permit

Forward a copy of the permit to Dr. Craig Wilson at [cwilson@science.tamu.edu](mailto:cwilson@science.tamu.edu) along with an online specimen request located at <http://www.hsi.usda.gov/CornEarWorm/>

## Permits and Certifications

APHIS issues permits for the import, transit and release of regulated animals, animal products, veterinary biologics, plants, plant products, pests, organisms, soil, and genetically engineered organisms.

ePermits is a web-based system that allows users to submit import /interstate movement/transit/release permit applications, track applications, apply for renewals and amendments, and receive copies of their permits. [Learn more about ePermits](#).

APHIS also issues some certifications as a service to United States exporters.

### Animal and Animal Products

Includes live animals, semen, embryos and materials derived from animals or exposed to animal-source materials such as animal tissues, blood, cells or cell lines of livestock or poultry origin, RNA/DNA extracts, hormones, enzymes, microorganisms including bacteria, viruses, protozoa, and fungi. In addition, animal materials including dairy products (except butter and cheese), and meat products (e.g., meat pies, prepared foods) from countries with livestock diseases exotic to the U.S.

- [Export Guidelines and Regulations](#)
- [Import Guidelines and Regulations](#)
- [Apply for an Import or Transit Permit \(Check application status\)](#)
- [Pet Travel Information](#)

### Veterinary Biologics

Includes vaccines, bacterins, antisera, diagnostic kits, and other products of biological origin.

- [Apply for a Veterinary Biologics Permit](#)


### Biotechnology Permits

Includes genetically engineered organisms considered to be regulated articles.

- [Learn about BRS Permitting and Notification Process](#)
- [Apply for a BRS Notification or Permit](#)

### Plants, Organisms, and Soil

- [Guidelines and Regulations for the Importation of Plants and Plant Products](#)  
Includes nursery stock, small lots of seed, fruits and vegetables, timber, cotton, cut flowers, and protected, threatened and endangered plants;
- [Guidelines and Regulations for the Importation of Pests and Organisms](#)  
Includes arthropods and mollusks (insects and snails); fungi, bacteria, nematodes, mycoplasma, viroids and viruses, biological control agents, bees, Plant Pest Diagnostic Laboratories, federal noxious weeds, and parasitic plants.
- [Guidelines and Regulations for the Importation of Soil](#)
- [Guidelines and Regulations for Microbial Pathogens Used to Control Invertebrate Plant Pests](#)


 Search

## Register to Use ePermits

To access ePermits, you must have a USDA eAuthentication account. eAuthentication is a registration system that enables customers to access USDA Web applications and services via the Internet.

The USDA eAuthentication system supports different levels of authentication. ePermits requires a **Level 2 authentication** for most permit applications.

Exceptions to the Level 2 requirement are made for the APHIS Form 2005 (Application for Permit for the Research and Evaluation or Transit Shipment of Veterinary Biological Products) and also for some biotechnology epermits and notifications. Please click here for more information about **Biotechnology eAuthentication Requirements**.

[Create an eAuthentication Account to access ePermits](#)



### eAuthentication Account Restrictions:

- After 180 days with no login, your USDA eAuthentication password will expire. To use the system again, contact ATAC to unlock your password:
  - Email: [ePermitshelp@aphis.usda.gov](mailto:ePermitshelp@aphis.usda.gov)
  - Phone: ATAC Helpdesk: 1-866-794-2827
- After 400 days with no login, your USDA eAuthentication account will be disabled. To unlock your account, contact the eAuthentication Helpdesk:
  - Email: [eAuthHelpDesk@ftc.usda.gov](mailto:eAuthHelpDesk@ftc.usda.gov)
  - Phone: 800-457-3642.
- [Learn more about USDA eAuthentication password rules.](#)
- Each person who uses USDA eAuthentication must use his or her own user id. No sharing is allowed. USDA reserves the right to terminate any account if this policy is violated.

#### Home

- [About APHIS](#)
- [Blog](#)
- [Careers](#)
- [Newsroom](#)
- [Ask The Expert](#)
- [Help](#)
- [Contact Us](#)

#### Our Focus

- [Animal Health](#)
- [Animal Welfare](#)
- [Biotechnology](#)
- [Business Services](#)
- [Civil Rights](#)
- [Emergency Response](#)
- [Imports & Exports](#)
- [International Services](#)
- [Plant Health](#)
- [Science](#)

#### Resources

- [ePermits System](#)
- [Employee Services](#)
- [Forms](#)
- [FOIA](#)
- [Fruits and Vegetables Import](#)
- [Requirements \(FAVIR\)](#)
- [Image Gallery](#)
- [Inspection Reports](#)
- [Manuals & Guidelines](#)
- [Regulations \(iRegs\)](#)

#### Topics of Interest

- [Applying for Permit](#)
- [AWA Enforcement Actions](#)
- [Bird Biosecurity](#)
- [ESF11](#)
- [Farm Bill](#)
- [Horse Protection](#)
- [Hungry Pests](#)
- [Pet Travel](#)
- [Trade](#)
- [Veterinary Accreditation](#)





United States Department of Agriculture  
USDA eAuthentication





Home | About eAuthentication | Help | Contact Us | Find an LRA

#### Quick Links

- ▶ [What is an account?](#)
- ▶ [Create an account](#)
- ▶ [Update your account](#)

#### Administrator Links

- ▶ [Local Registration Authority Login](#)

You are here: [eAuthentication Home](#) > [Site Map](#)

## Site Map

### Links to eAuthentication Services and Information

The eAuthentication Service has new web pages. Please use one of the links below to locate the service you are trying to reach.

- [eAuthentication Home](#)
  - ▣ [Site Map](#)
  - ▣ [Login or Update Your Account](#)
  - [Account Information](#)
    - ▣ [What is an Account?](#)
    - [Create an Account](#)
      - ▣ [Create a Level 1 Customer Account](#)
      - ▣ [Create a Level 2 Customer Account](#)
      - ▣ [Find an LRA](#)
      - ▣ [Find an Agency Registration Lead](#)
      - ▣ [Register an Internal Account](#)
- [General Information](#)
  - ▣ [About eAuthentication](#)
  - ▣ [Contact Us](#)
  - [eAuthentication Help](#)
    - ▣ [Frequently Asked Questions](#)
    - ▣ [User Guides & Documentation](#)
- [Self-Service](#)
  - ▣ [Change Password](#)
  - ▣ [Forgotten Password](#)
  - ▣ [Forgotten User ID](#)
- [Administration Links](#)
  - ▣ [LRA Information, Training, & Login](#)




[eAuthentication Home](#) | [USDA.gov](#) | [Site Map](#)

[Accessibility Statement](#) | [Privacy Policy](#) | [Non-Discrimination Statement](#) | [USA.gov](#)

**Version:** 1.0.3.24130 **Environment:** PRO **Deployed:** 10/28/2013 3:24:20 PM

5



- Home
- About eAuthentication
- Help
- Contact Us
- Find an LRA

You are here: eAuthentication > Account Creation > Account Request Form

- Quick Links**
- ▶ What is an account?
  - ▶ Create an account
  - ▶ Update your account
- Administrator Links**
- ▶ Local Registration Authority Login

## Register for Your Account - Level 2

Form Approved OMB No. 0503-0014

### Step 1 of 4 - Level 2 Access Account Registration

USDA customers should complete the information below to create a USDA eAuthentication account. Please read the eAuthentication Privacy Act Statement and Public Burden Statement for more information on how your personal information will be protected.

All required fields are red and marked by an asterisk (i.e. \*). Enter your first and last name exactly as it appears on your Government issued photo ID (e.g. state driver's license).

Note: The characters < > ^ | are not allowed on this form.

#### User Information

?

Required Field\*

First Name\*

Middle Initial

Last Name\*

Address\*

City\*

State\*

Zip/Postal Code\*

Country\*

#### Contact Information

?

Home Phone

Email\*

Confirm Email\*

#### Login Information

?

User ID\*

Password\*

Confirm Password\*

#### Security Information

?

Mother's Maiden Name\*

Birth Date\*

Four Digit PIN\*

Security Questions

?

Please select and answer four distinct questions from the selections below. This information will be used to validate your identity if you forget your password. Each question may only be used once. For additional assistance, click the ? above.

1\*

2\*

3\*

4\*

Continue